

OUTDOOR LIGHTING

-  EARTH SPIKE
-  BOLLARD
-  UP & DOWN
-  BULKHEAD
-  STEP LIGHT
-  UP LIGHT
-  DECORATIVE POLES
-  FOUNTAIN & UNDER WATER

INDOOR LIGHTING

-  DOWN LIGTH LED
-  DOWN LIGTH



EL SEWEDY ELECTRIC INDUSTRIES CO.
شركة السويدي للصناعات الكهربائية

Office:

16th, Baghdad St.,
El Korba, Cairo, Egypt,
Tel.: (202)24195104/5/6/7,
Fax: (202)24195108.

Factory:

10th of Ramadan City,
Industrial Area, Zone B3,
Plot 10, Egypt.

Post Office box: 1568.

Tel.: (055)4500051,4500172

Fax: (055)4500099.

egyfluxmarketing@elsewedy-ind.com

www.elsewedyindustries.com



2019 OUTDOOR LIGHTING



UP & DOWN



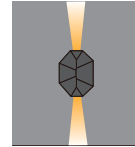
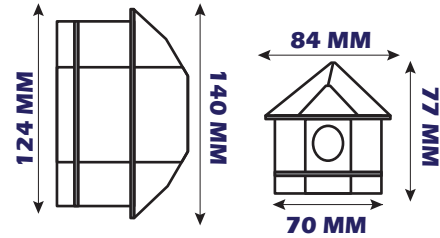
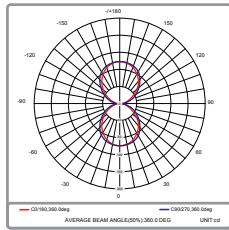
UP & DOWN

Outdoor LED wall mounted up and down luminaire the fixture support and the structure are made of die- cast aluminum with electrostatic painting the diffuser is tempered transparent glass with silicon O-ring.

وحدات أضاءة خارجية ليد للتركيب علي الحوائط الجسم من الالمونيوم المسبوك والمدهون بدهان إلكتروستاتيك و الوجه الحرارى المنفذ للضوء ومحاط بجوان من السيليكون المطاطى.

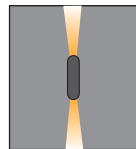
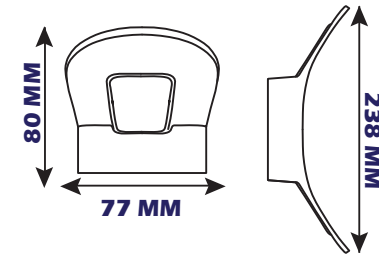
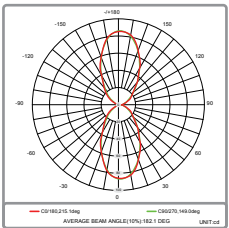
IP 55 6093

LED COB: CREE
Material: Die-cast aluminum
Power: 2x3W
CCT: 3000K
Life Time: 30000H
Luminous Flux: 300LM



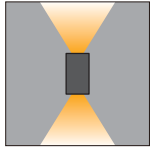
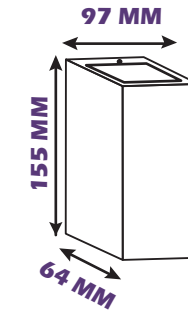
IP 54 6011

LED SMD: EVER LIGHT LED
Material: Die-cast aluminum
Power: 2x4W
CCT: 3000K
Life Time: 30000H
Luminous Flux: 600LM



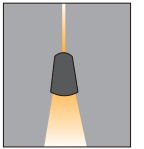
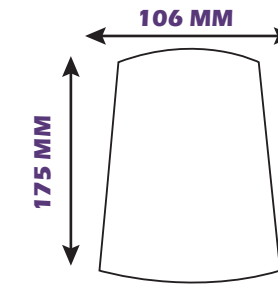
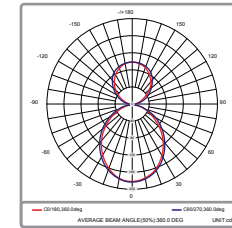
IP 54 1862 B1

LED COB: CREE
Material: Die-cast aluminum
Power: 2x3W
CCT: 4000K
Life Time: 30000H
Luminous Flux: 114LM



IP 54 6070

LED COB: CREE
Material: Die-cast aluminum
Power: 2x3.5W
CCT: 3000K
Life Time: 30000H
Luminous Flux: 350LM

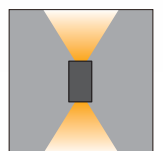
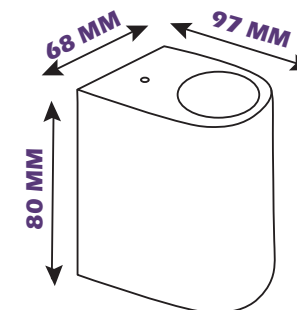


Outdoor LED wall mounted up and down luminaire the fixture support . Body made of stainless steel, the diffuser is tempered transparent glass with silicon O-ring.

وحدات أضاءة خارجية ليد للتركيب علي الحوائط الجسم من الاستليستيل و الوجه الحرارى المنفذ للضوء ومحاط بجوان من السيليكون المطاطى.

IP 54 1890S

LED COB: CREE
Material: Stainless Steel 316
Power: 2x4.5W
CCT: 4000K
Life Time: 30000H
Luminous Flux: 500LM



UP & DOWN

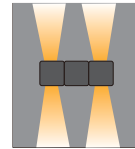
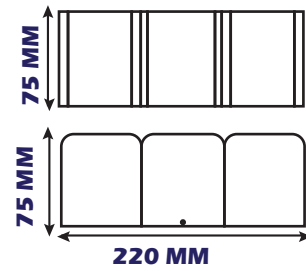
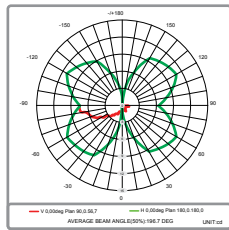
OUTDOOR LIGHTING

Outdoor LED wall mounted luminaire (4-ways direction). Body made of die - cast aluminum electrostatic painted with lenses, Lighting directions with thermal tempered glass and silicon O-ring.

وحدات أضاءة خارجية ليد ٤ اتجاهات للتركيب علي الحوائط الجسم مصنوع من الالمونيوم المسبوك والمدهون بدهان إلكتروستاتيك والوحدات مزودة بعدسات من الزجاج الحرارى ومحاط بجوان من السيليكون المطاطى

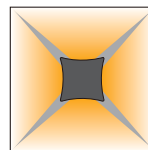
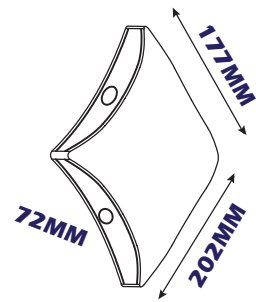
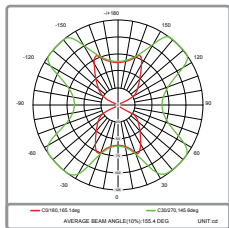
IP 54 6092

LED COB: CREE
Material: Die-cast aluminum
Power: 2x3W
CCT: 3000K
Life Time: 30000H
Luminous Flux: 220LM



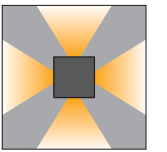
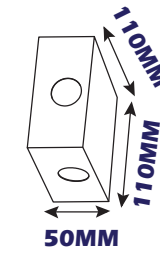
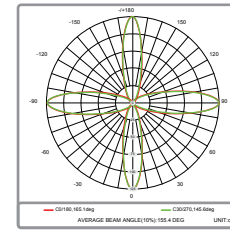
IP 54 6021

LED CHIP: EPISTER
Material: Die-cast aluminum
Power: 4x1W
CCT: 3000K
Life Time: 30000H
Luminous Flux: 360LM



IP 54 6020

LED CHIP: EPISTER
Material: Die-cast aluminum
Power: 4x1W
CCT: 3000K
Life Time: 30000H
Luminous Flux: 360LM

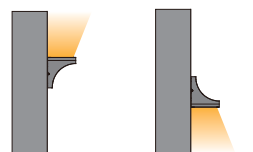
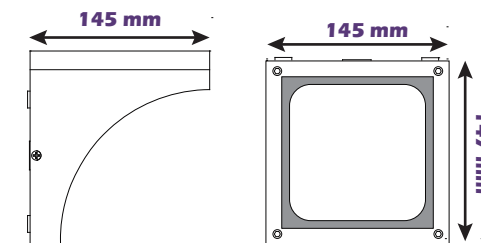
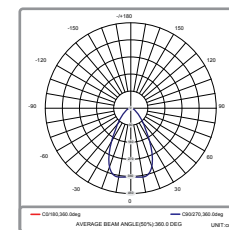


Outdoor LED wall mounted up or down luminaire the fixture support and the structure are made of die- cast aluminum with electrostatic painting the diffuser is tempered transparent glass with silicon O-ring.

وحدات أضاءة خارجية ليد للتركيب علي الحوائط الجسم من الالمونيوم المسبوك والمدهون بدهان إلكتروستاتيك و الوجه الحرارى المنفذ للضوء ومحاط بجوان من السيليكون المطاطى.

IP 54 6019

LED COB: CREE
Material: Die-cast aluminum
Power: 12W
CCT: 3000K
Life Time: 30000H
Luminous Flux: 1200LM



UP & DOWN

UP & DOWN

OUTDOOR LIGHTING


Outdoor wall mounted up and down luminaire the fixture support and the structure are made of die- cast aluminum with electrostatic painting the diffuser is tempered transparent glass with silicon O-ring.

وحدات أضاءة خارجية للتركيب علي الحوائط الجسم من الالمونيوم المسبوك والمدهون بدهان إلكتروستاتيكي والوجة الحرارى المنفذ للضوء ومحاط بجوان من السيليكون المطاطي.

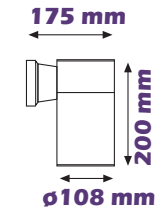
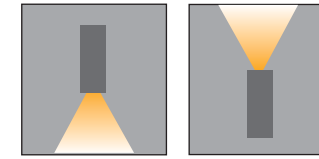
IP 54 6034
 Lamp type: 2xE27 2xGU10 LED 2xE27
 Power: 2x11W Max 2x50W Max 2x5W Max
 Material: Die-cast aluminum



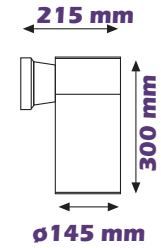
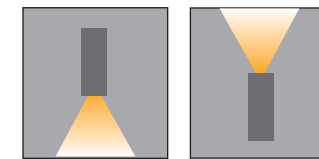
IP 54 6030
 Lamp type: 2xG12 Par30 2xE27 LED Par30 2xE27 LED 2xE27
 Power: 2x70W Max 2x75W Max 2x15W Max 2x15W Max
 Material: Die-cast aluminum



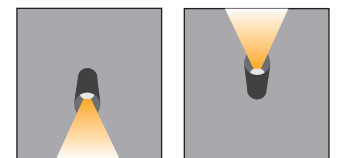
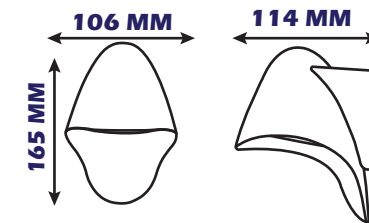
IP 54 6033 A
 Lamp type: E27 E27 LED E27
 Power: 14W Max 50W Max 9W Max
 Material: Die-cast aluminum



IP 54 6033 B
 Lamp type: E27 E27 LED E27
 Power: 26W Max 80W Max 15W Max
 Material: Die-cast aluminum



IP 54 6022
 Lamp type: GU10
 Power: 7W Max
 Material: Die-cast aluminum



UP & DOWN